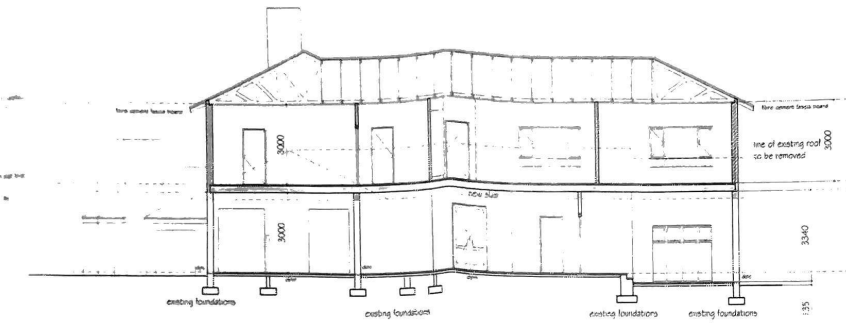
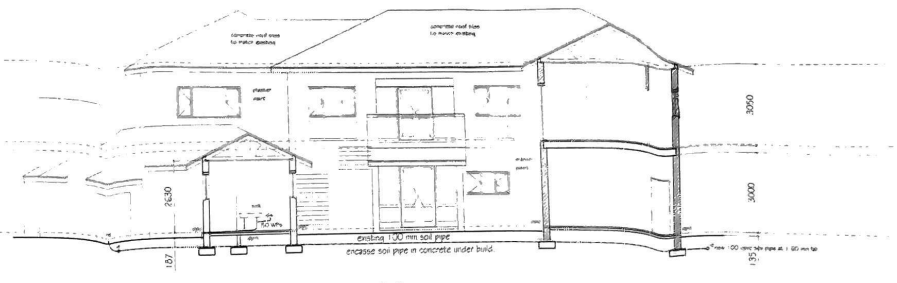
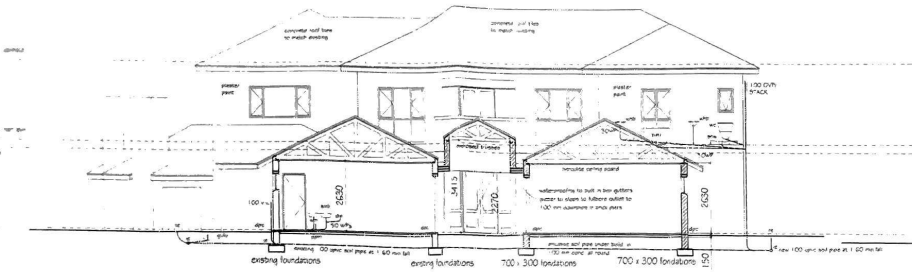


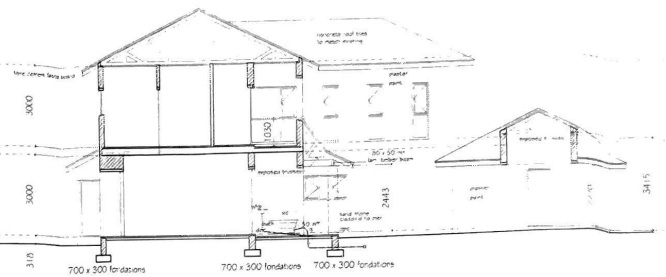
SECTION A A 1.100



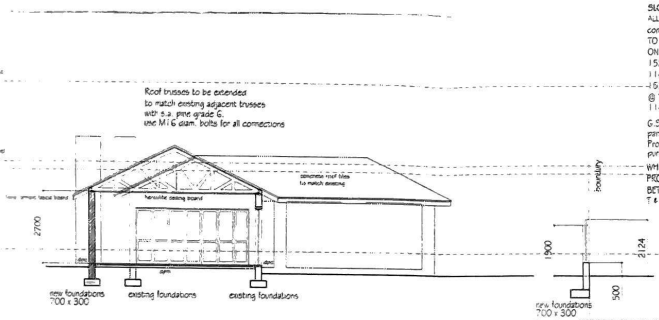
SECTION B B 1.100



SECTION C C 1.100



SECTION D D 1.100



SECTION E E 1.100

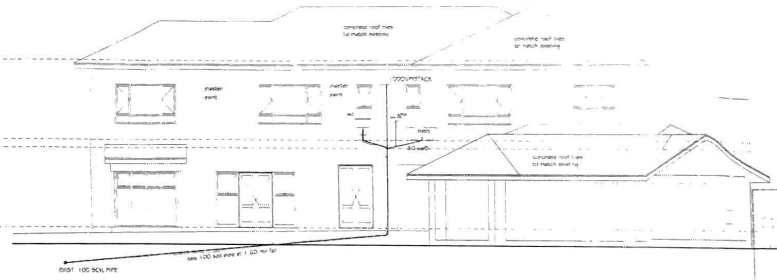
SECTION F F 1.100

ROOF:

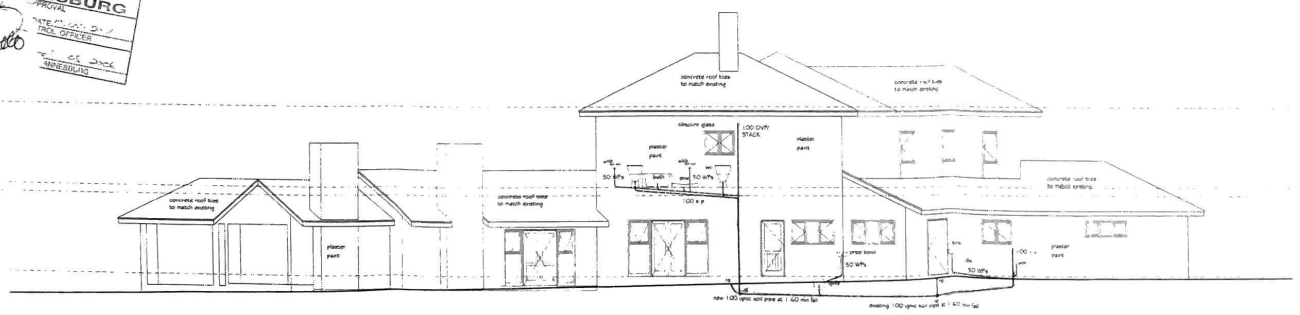
SLOPE 26 deg. to match existing
ALL TIMBER TO BE GRADE 4 as per SABS 0040
concrete roof tiles to match existing
TO PURLINS to suite
ON TRUSSES MADE UP AS FOLLOWS:
152 X 38 mm RAFTERS
114 X 38 mm POSTS AND STRUTS
152 X 38 mm TIE BEAMS
@ 750 mm MAX. SPACING ON
114 X 38mm wall plates strapped to walling

G.S.I. and Counter Flashing to all parapet walls and where roof abuts with wall. Provide sisalation roof insulation between purlins and rafters.

WHERE EXPOSED TRUSSES ARE SHOWN PROVIDE TONGUE AND GROOVE PINE BOARDS BETWEEN PURLINS AND RAFTERS.
T & G BOARDS TO BE PRIMED AND PAINTED



NORTH WEST ELEVATION 1.100



SOUTH WEST ELEVATION 1.100

ROOF NOTES

SLOPE 26 deg. to match existing
ALL TIMBER TO BE GRADE 4 as per SABS 0040
concrete roof tiles to match existing
TO PURLINS to suite
ON TRUSSES MADE UP AS FOLLOWS:
152 X 38 mm RAFTERS
114 X 38 mm POSTS AND STRUTS
152 X 38 mm TIE BEAMS
@ 750 mm MAX. SPACING ON
114 X 38mm wall plates strapped to walling

G.S.I. and Counter Flashing to all parapet walls and where roof abuts with wall. Provide sisalation roof insulation between purlins and rafters.

WHERE EXPOSED TRUSSES ARE SHOWN PROVIDE TONGUE AND GROOVE PINE BOARDS BETWEEN PURLINS AND RAFTERS.
T & G BOARDS TO BE PRIMED AND PAINTED

SLAB NOTES

REINFORCED CONCRETE SLAB to Engineer's details and specifications
R.C. Slab to slope min 1:80 to built-in 100mm diam down pipes, built into columns.
WATERPROOFING by specialist
S.A.B.S. approved Bruner based waterproofing laid with required upturns, onto min 25mm thick screed.
Acrylic based waterproofing to parapet walls

WATERPROOFING - by specialist

All parapet walls and upstands to be waterproofed.
Provide all parapet wall where roof tiles abutts on wall, with galvanised flashing and counter flashing.

CEILING AND SOFFIT NOTES

6.5 mm RHINOBOARD boards machine screwed to 38 x 38mm bradening nailed to underside of trusses at 400 mm max centres
Joints to be taped and ceiling to be skim plastered with one coat Rhinolite
Cornices to be DC by DUDLEY and SONS
SLAB SOFFIT to be plastered, RHINOLITED and painted.

STAIRCASE NOTES

Staircase specifications to comply with S.A.B.S. 0400 : 1990 PART M
Balustrades to be minimum 1000mm high
Balusters to be minimum 100mm apart
Risers to be maximum 200mm high
Treads to be minimum 250mm wide

FLOOR NOTES

Floor finish as per plan
Slab on 25mm screed on 75 mm concrete surface slab on 1 mm Proof Membrane on well compacted earthfill

FOUNDATION sizes min 700 X 300mm
Depth min 700mm
or to ENGINEERS DETAILS AND SPECIFICATIONS

THIS DRAWING IS COPYRIGHT

dalus da Silva
ARCHITECTS · ARGITEKTE
6 BOTIK AVE THE GARDENS JOHANNESBURG TEL 011 [illegible]
P O BOX 131179 RANDBURG 2125

08.11.04

ADJOINING OWNERS CONSENT
THE OWNER OF STAND 886
AGREE TO THE HEIGHT LIMITS AS SHOWN ON THIS DRAWING AND REDUCTION OF SIDE SPACE TO 2 m
SIGNATURE

ADJOINING OWNERS CONSENT
E BOOGAARD
THE OWNER OF STAND 888
AGREE TO THE HEIGHT LIMITS AS SHOWN ON THIS DRAWING AND REDUCTION OF SIDE SPACE TO 2 m
SIGNATURE

project: ALTERATION AND ADDITIONS TO EXISTING RESIDENCE

client: MRS C. J. BECKER

site: ERF 887 FOUR WAYS X 10 (FOURWAYS GARDENS)

drawing description: SECTIONS ELEVATIONS

scale: | owners signature:
date: OCTOBER 2004
drawn by: | chk:
issued:

project number: 04.1389 | drawing number: W2 | revision: