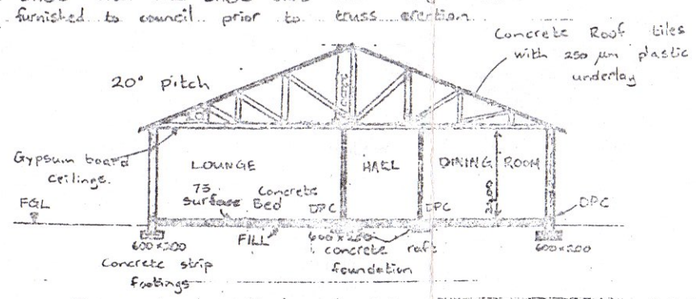
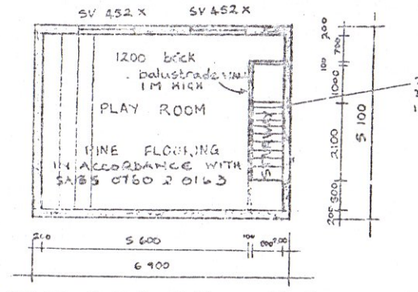
SECTION A-A SCALE 1:100

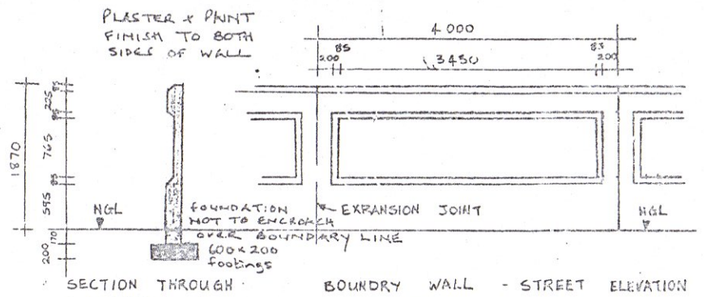
Trusses to be designed and manufactured by an approved Mitek fabricator in accordance with SABS 0160 and SABS 0163 and design details furnished to council prior to truss erection.



NOTE 300 x 600 PAD FOUNDATIONS FOR DOUBLE STOREY BRICKWORK

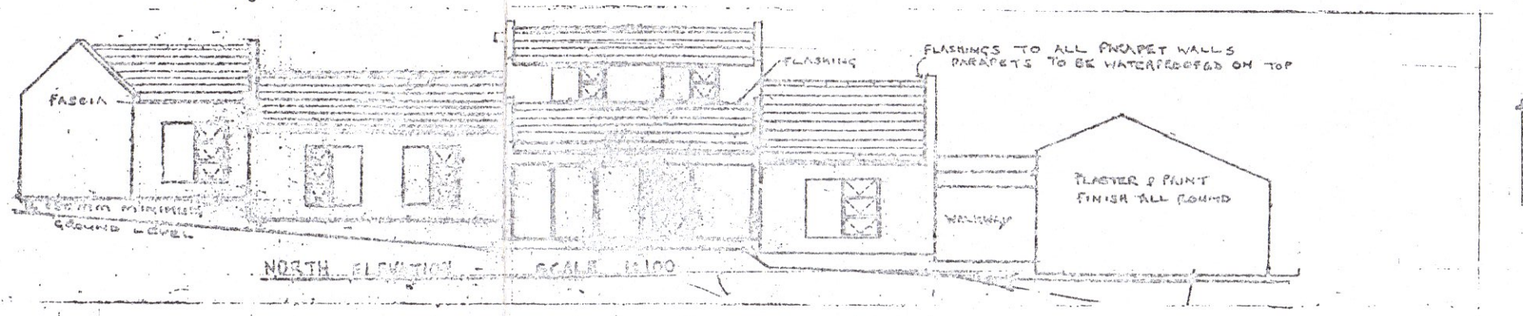


FIRST FLOOR PLAN SCALE 1:100

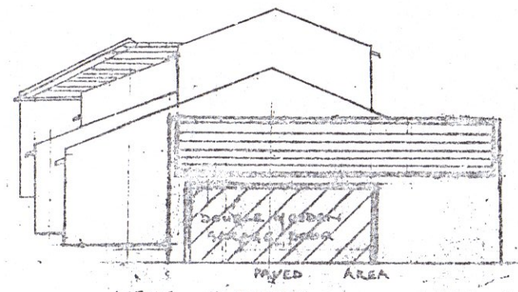


SECTION THROUGH BOUNDRY WALL

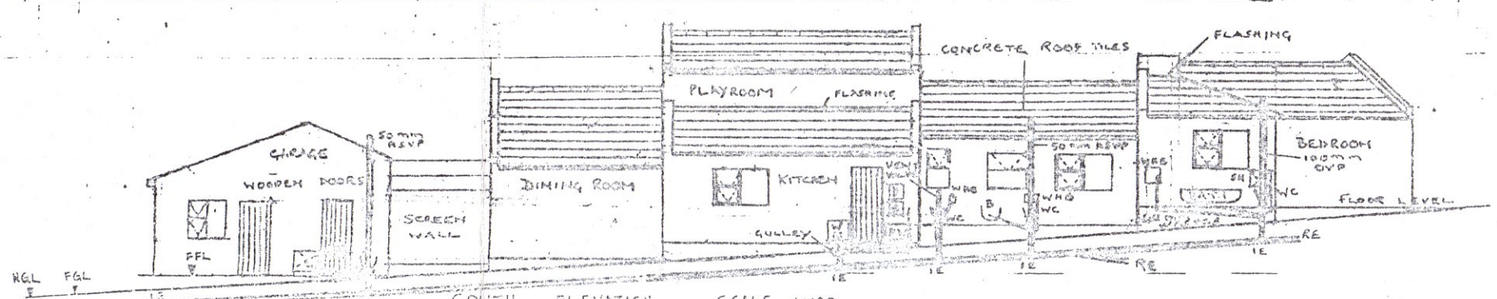
BOUNDRY WALL - STREET ELEVATION SCALE 1:50



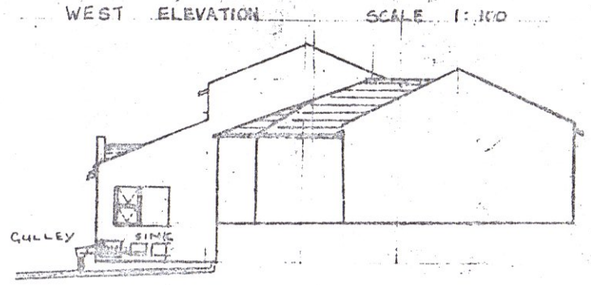
NORTH ELEVATION SCALE 1:100



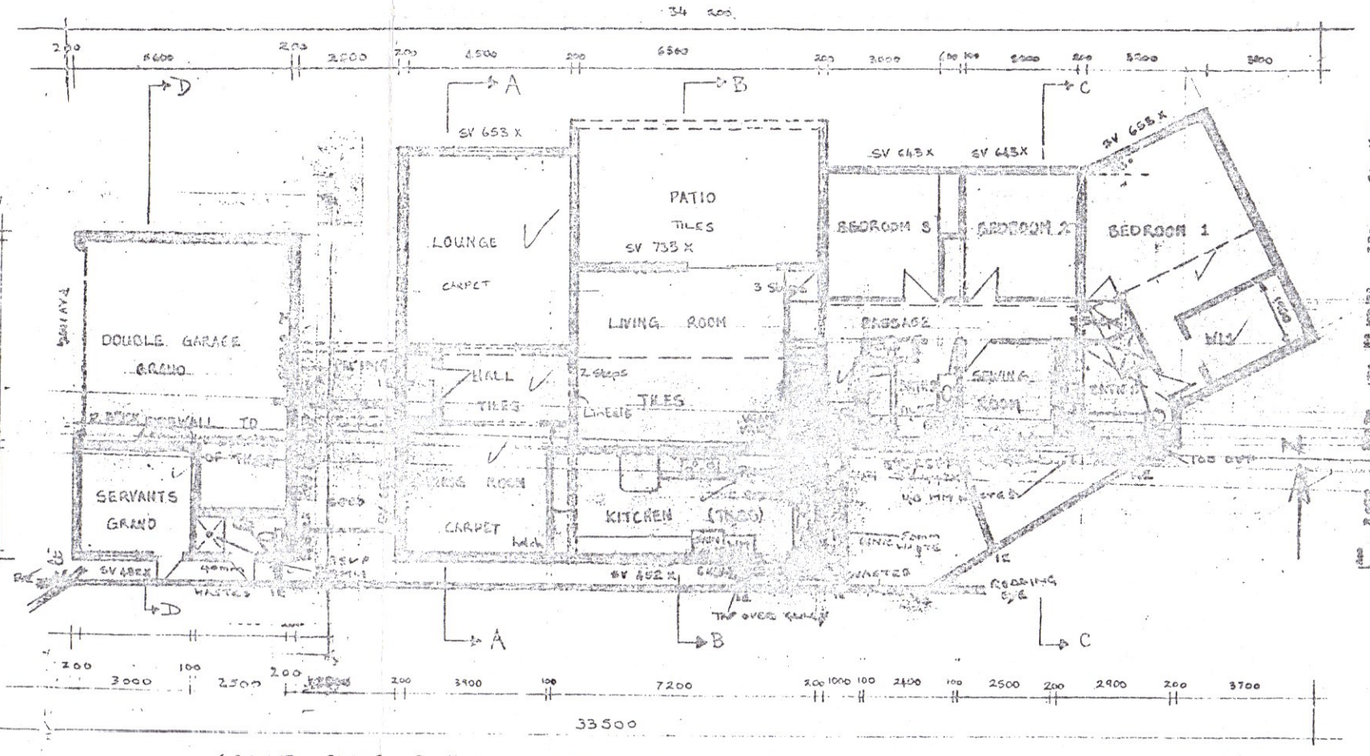
WEST ELEVATION SCALE 1:100



SOUTH ELEVATION SCALE 1:100



EAST ELEVATION SCALE 1:100



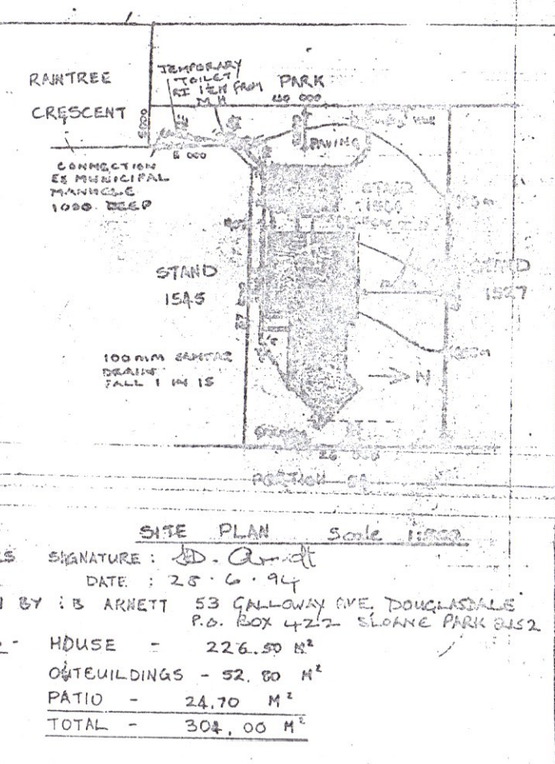
GROUND FLOOR PLAN SCALE 1:100

PROPOSED RESIDENCE FOR H & B ARNETT ON STA'D 1544 FOURWAYS GARDENS

PLANS ..... are approved under the following conditions:

The whole premises erected was by Building Inspector ..... on ..... appears to be in order. No occupation Certificate is issued under Section 14 of the Building Standards Act 103 of 1977 and under Section 23(a) Exemption of Liability of the Local Authority

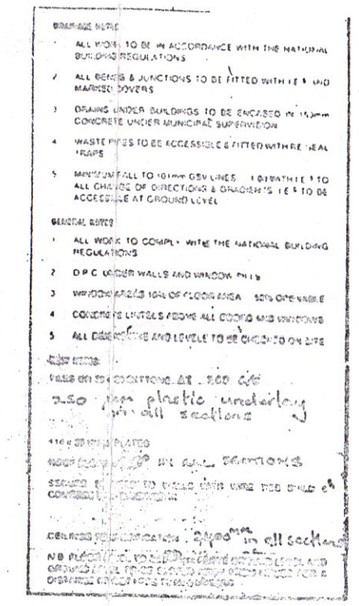
SIGNED ..... DATED .....

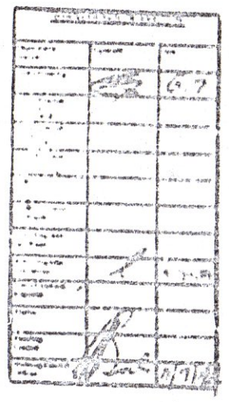


SITE PLAN Scale 1:200

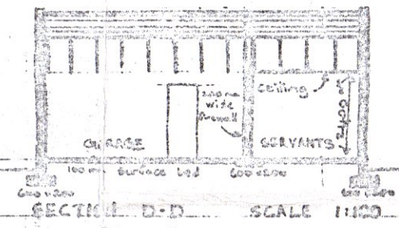
OWNERS SIGNATURE : H. Arnett
DATE : 26 · 6 · 96
DRAWN BY : B ARNETT 53 GALLOWAY AVE, DOUGLASDALE P.O. BOX 4227 SLOANE PARK 2152

AREAS - HOUSE - 226.50 M²
OUTBUILDINGS - 52.50 M²
PATIO - 24.70 M²
TOTAL - 304.00 M²






8600 mm span.
13 Trusses at 900 c/c.
Rafters and web members 38 x 114 mm grade 5 timber.
Tie beams 38 x 114 mm grade 5 timber
Roof to be double pitched trusses with openly spaced battens and concrete tiles
100 mm surface bed
250 µm plastic underlay



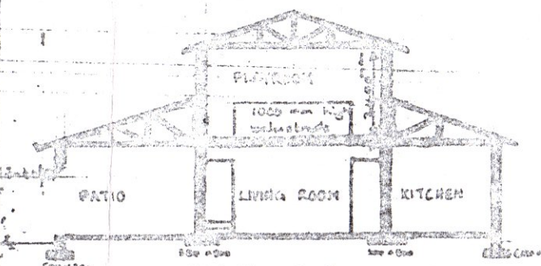
SECTION D-D SCALE 1:100

7000 mm span.
Trusses at 900 mm c/c
Tie beams 38 x 114 mm grade 5 timber.
Rafters 38 x 89 mm grade 5 timber.
Web members 38 x 89 mm grade 5 timber.

75 mm surface bed



SECTION C-C SCALE 1:100



SECTION B-B SCALE 1:100

Wall 6.7 m span for Section. Trusses at 900 mm c/c. N members to be 38 x 89 mm 38 x 89 mm grade 5 timber.

250 µm roof underlay under slate roofing battens

07.06.97

STAND 1544
17 ROBINIA CR.

MICROBOX

MICROFILMED
21-11-96
SYSTEM 16

29/07/11